

A construction worker is walking through a snowy construction site. He is wearing a white hard hat, safety glasses, a dark blue hoodie, a high-visibility yellow and orange safety vest, and blue jeans. He is carrying a large red HILTI toolbox. The background shows a large concrete structure under construction, with a red ladder leaning against it. The ground is covered in snow, and the sky is clear and blue.

HILTI

INNOVATION

Winter 2025

Table of CONTENTS




Anchoring

- KCCM Cast-In Anchor



Cutting & Grinding

- » SCN 60-22 Cordless Chainsaw
- » DSH 600-22 Gen. 2 Cut-Off Saw
- » DSH 700-22 Gen. 2 Cut-Off Saw
- » DD 150-U-22 Nuron Core Rig



Dust Removal

- VC 150 Dust Extractor
- VC-CB Continuous Bag Accessory
- VC 5 Vacuum Cleaner



Measuring & Layout

- » PR 4-22 Rotating Laser
- » PR 40-22 Rotating Laser
- » PR 40G-22 Rotating Green Laser



Modular Systems

- MT-FL Fast-Lock



Features

- Streamlining Healthcare Builds
- Better Budget Management with Fieldwire
- Hilti.com Upgrades



Services

- ON!Track AI T400 Geo Tag
- Maximize Tool Crib Management

[SHOP THIS ISSUE](#)

LASER PRECISION powered by Nuron

WATCH NOW



ROTATING LASERS

Benefits of PR 4-22 / PR 40-22 / PR 40G-22 / PR 400-22

NURON

**30+ YEARS
PIONEERING
PRECISION**

backed by a warranty with a simplified claims process and 1-day turnaround on repairs.

NURON

PR 4-22 Rotating Laser

Reliable Performance for Horizontal Leveling

Help streamline horizontal leveling with the durable Nuron-powered PR 4-22 Rotating laser. Engineered with an aluminum core, internal dampers, and a shock-absorbing head, it's built to withstand rugged jobsites. Plus, smart asset tracking and battery monitoring on the Nuron platform help boost efficiency and simplify tool management.



One-Button Operation

Easy, one-person setup with an extended range up to 800 m.



Fast Detection

The PRA 4 laser receiver offers a large 13 cm window and digital offset for quick, precise readings.



Strobe-Shield Mode

Block false readings from reflections, cutting down on rework.

SHOP THE PR 4-22

NURON

PR 40-22 and PR 40G-22 Rotating Lasers


Smarter Leveling Made Simple

Help simplify leveling jobs with the PR 40-22 and PR 40G-22 Rotating Lasers, powered by Nuron. Designed for durability and precision, both lasers offer intuitive one-button control, automatic functions within 300 m, and easier alignment for formwork, slope grading, and squaring — ideal for one-person operation. The PR 40G-22 adds a highly visible green beam for enhanced visibility in challenging conditions.




User Friendly

Integrated QR codes provide quick access to how-to videos directly on the receiver.



Universal PRA 400 Receiver

Detects beams up to 800 m, displays offsets, and supports automatic layout functions.



Efficient Battery Management

Nuron platform maximizes runtime and offers battery status at a glance.



Enhanced Slope Accuracy

Features digital slope entry and automatic alignment for precision layout.



Surveillance Mode

Maintains consistent laser plane performance with additional PRA 400 receiver.

SHOP THE PR 40-22


SHOP THE PR 40G-22



HILTI

POWERFUL CUTTING— no fuel needed

Level up to the next generation of Nuron-powered DSH 600-22 and DSH 700-22 Battery cut-off saws for peak cutting performance without the fumes or extensive maintenance. Designed with an Anti-Kick-Back feature, these Nuron saws provide the powerful performance you expect from a gas saw — now with added safety and efficiency.



Diamond Blades

ACHIEVE UP TO **30%** MORE CUTS with the SPX Universal-A Blade or SP Universal-A blades, built for superior cutting performance.

NURON >> DSH 600-22 ATC Gen. 2 Battery Cut-Off Saw

ALL-IN-ONE CUTTING SOLUTION

The Nuron-powered DSH 600-22 is the powerhouse you need for masonry, asphalt, and metal cutting. Weighing just 19.6 lbs, it offers:

Productivity

Up to 30% more cuts than gas saws.

Safety

Deliver cleaner, emission-free performance with built-in torque control, faster blade brake, a digital on/off switch, less noise, and reduced vibration.

Sustainability

Costs less than a gas saw and has a longer lifetime, helping you save up to 50% on total ownership costs.

Upgrade Your Fleet

Add these cut-off saws to your Fleet to maximize performance and minimize hassle. Take advantage of free repairs, theft coverage, and tool upgrades — all for a predictable monthly fee.

SHOP NOW

2 Sets of Batteries = 1 Tank of Gas

Delivers gas-level power with zero fumes, less noise, and reduced vibration.

NURON >> DSH 700-22 ATC Gen. 2 Battery Cut-Off Saw

PRECISION AND POWER FOR GROUND-LEVEL JOBS

Designed for ground-level work, the rear-handled DSH 700-22 offers precision cutting for concrete, asphalt, curbstones, and more. At 19.4 lbs, this saw provides:

Gas-Like Performance

Faster, safer, and virtually dust-free cutting without fumes.

Extended Run Time

Up to 30% more cuts per charge.

Lightweight Build

Ideal for slab and floor work.


Added Safety & Comfort

Cut with built-in torque control, a faster blade brake, a digital on/off switch, and reduced vibration—all without the fumes.

SHOP NOW

Built-In Torque Control

Tool will stop in under a second in case of kickback or sudden drops.



HILTI

FASTER & SAFER CORING

with cordless convenience

NURON  **DD 150-U-22 Coring system**

Add more productivity and safety to your coring projects with the cordless, Nuron-powered DD 150-U-22 core rig. Engineered for ultimate flexibility, this cordless system boasts a broad portfolio and delivers:

Wide application range

Handles diameters from 2"-6¼" (160-250 mm) for rig-based tasks and up to 10" for handheld coring.

Enhanced safety

Features built-in torque control for reduced kick-back and a compatible dust removal system consisting of the VP-U vacuum pump, drilling stand and vacuum base.

Cordless power

Powered by Nuron 22v batteries, delivering cordless freedom without sacrificing performance.

Optimized performance

Equipped with 20 electronic gears to adjust speed and power based on the core bit size, helping maximize runtime and efficiency.

Faster core removal

Core removal function helps simplify extraction, speeding up your workflow while helping ensure smooth removal without damaging the barrel.

This all-in-one solution levels up your coring capabilities — strong, safe, and fully cordless for ultimate productivity.

SHOP NOW

DD-WMS 100 Water management system

Streamline wet diamond coring with our water management system, keeping jobsites slurry-free with up to a full day of autonomous, recycled water, while simplifying maintenance for any wet coring application. Bluetooth connectivity between the system and tool further reduces water waste by stopping the flow when the tool stops.

SHOP NOW



SPX-A Cordless bits

Get the power of a corded rig with up to 20% faster and 30% more runtime when you maximize your coring efficiency with cordless optimized SPX-A core bits.

SHOP NOW

WATCH NOW



NURON



Learn more about how cordless coring can take your jobsite to the next level.



HILTI

POWER THROUGH DUST

with less waste

VC 150 Dust Extractor + VC-CB Continuous Bag System

Help keep your jobsite clear and your productivity high with the help of the powerful VC 150 Dust extractor. Delivering 150 cubic feet per minute of powerful extraction, it's designed to handle larger volumes with ease.

The VC-CB Continuous bag system offers 20 times the capacity of standard bags—meaning less frequent bag changes, reduced waste and fewer interruptions, so you can stay productive on the jobsite.

[SHOP THE VC 150](#)



Help improve safety while controlling dust and minimizing exposure.



20x

the capacity of standard bags for fewer interruptions and less waste.

[WATCH NOW](#)



CONTINUOUS BAG DUST EXTRACTION

Benefits of VC-CB 20/40/150-X Continuous bag system

[SHOP THE VC-CB](#)



HILTI

MORE REACH, less effort

VC 5 Vacuum Cleaner

Meet the new VC 5 Vacuum cleaner — built tough for all your jobsite cleanup needs.

Key features include:

- **Extended 15-foot hose:** Provides twice the working range of standard vacuums, minimizing the need for repositioning.
- **Versatile wet and dry capabilities:** Handles a variety of messes for a spotless workspace.
- **Built tough:** Designed to endure the demands of professional jobsites for faster, more effective cleanup.

[SHOP NOW](#)



MAXIMIZE

your tool crib management and visibility

Kee your construction business running smoothly by handling all tool procurement, maintenance, and repairs with Hilti Tool Fleet Management. With over 100 high-performing Nuron tools, you can harness the power of our all-on-one platform while helping streamline your processes, from procurement to maintenance.

Our program provides fixed monthly rates and all-inclusive repairs, allowing you to stay focused on your projects. Partnering with Hilti Fleet can help you reduce waste, enhance efficiency, gain cost control, standardize safety, and increase productivity on your jobsite.

[GET STARTED WITH FLEET](#)



Optimized Tool Crib

Our productivity consultants will help uncover hidden costs, optimize your tool crib, and streamline tool crib management processes.



Increased Productivity

Set your teams up with the latest high-performing tools and get faster, free repairs, as well as loaner tools so your project keeps running.



Extra Flexibility

Take advantage of the Tools On Demand service to cover short and medium-term peak demands and specific project needs.



Better Cost Control

Forget large, up-front investments, improve budgeting with predictable monthly fees, and help simplify cost-allocations with custom invoices.

Extended Reach

15-foot hose (vs 7-foot size of like vacuums) maximizes coverage.

Built to Last

Backed by a 2-year wear & tear warranty.



HILTI





PROVIDING TRANSPARENCY



for your assets

Built for safety **POWERED TO PERFORM**

NURON >> **SCN 60-22 Cordless Chainsaw**

Experience more comfort and speed with the SCN 60-22 cordless chainsaw powered by Nuron. Designed with safety and comfort in mind, it features ergonomic grips and a powerful, consistent battery life that keeps you cutting in all directions with less fatigue. With built-in false start protection and backed by extended battery life, this chainsaw helps boost productivity and enhances safety — helping you get more done faster.

Faster Cutting Speeds

16" battery chainsaw for smoother, powerful cuts.

Ideal for Utility Work

Perfect for tasks like wood utility pole trimming, crossbar cutting, and clearing branches for utility access.

Ergonomic Design

Comfortable grip for all-day cutting in any direction.

False Start Protection

Safety-first design prevents accidental starts.

COMING SOON

ON!Track Geo Tag AI T400

Easily keep track of unpowered equipment with the help of the new Geo Tag AI T400 on the ON!Track platform. With real-time GPS updates, these tags provide essential visibility for assets without Bluetooth or wired connections. Powered by a battery that lasts up to 5 years, it's a reliable and powerful solution for tool and equipment management, wherever they're needed.

LEARN MORE



Real-Time GPS Tracking

Receives GPS location updates twice daily to help ensure full asset visibility.

Longer Battery Life

Lasts up to 5 years—2 years longer than leading competitors.

Adaptable Tracking

Designed to track assets without Bluetooth or wired gateways.

Simplified Setup

Installs without external power or wiring for quick deployment.



WEATHER RESISTANT

IP68 certified
for all-weather durability
and performance.



SIMPLIFY & SPEED UP anchor installation

KCCM Cast-in Anchor

Save time on the deck and experience faster, easier, and safer cast-in anchor installation with Hilti's first multi-thread push-to-connect KCCM cast-in anchor portfolio.

This portfolio helps boost jobsite productivity with **up to 65% faster installation**, making it easier for MEP contractors to plan, install, and manage logistics. By combining multiple thread sizes and push-to-connect capabilities in a single anchor, KCCM helps simplify pre-planning and jobsite coordination, while leveraging prefabricated hanger assemblies with varying rod sizes to meet every customer need. This streamlined approach can reduce complexity, accelerate installation, and enhance overall efficiency on every project.

Key Performance Benefits

- Covers a wide range of approvals, deck types, and thread sizes, saving you invaluable time in the design phase.
- Exceeds industry standards with a sturdy rod connection without the need for adapters or proprietary elements.
- Range of sizes, color-coding options, and simplified installation procedures eliminate the need for skilled labor, making it a system tailored to your specific pipe hanging and support needs.
- Delivers unmatched flexibility for core applications, especially in prefabrication settings.

[SHOP WOOD FORM](#)

[SHOP METAL DECK](#)



SPEED UP DECK INSTALLATION BY UP TO 65%

when using the stand-up setting tool.



ADDITIONAL CAST-IN SOLUTIONS FOR YOUR APPLICATIONS

KCM Cast-in Anchor Portfolio

Multi-thread, cast-in-place threaded inserts for concrete, metal deck, wood formwork, and metal pan deck with approvals.



KCC Cast-in Anchor Portfolio

Push to connect, cast-in-place anchor for concrete, metal deck, and wood formwork, with approvals.



HILTI

HILTI ONLINE — BUILT BETTER

for builders like you

We've gathered insights from customers like you and implemented your feedback to make hilti.com smoother, faster, and easier to use. Our enhanced website features streamlined navigation, faster performance, and self-service tools to help you get what you need — quicker, with less hassle.

In 2025 you can expect to see:

Smarter, Faster Searching

Find products, software, and services quicker with improved filters.

Simplified Shopping

Check out faster with fewer steps and clicks.

Enhanced Performance

Faster page loading and response times.

Visit hilti.com today and save time, so you can focus on getting the job done.

Easier Repairs

Submit repairs in just two steps.

Fresh Design

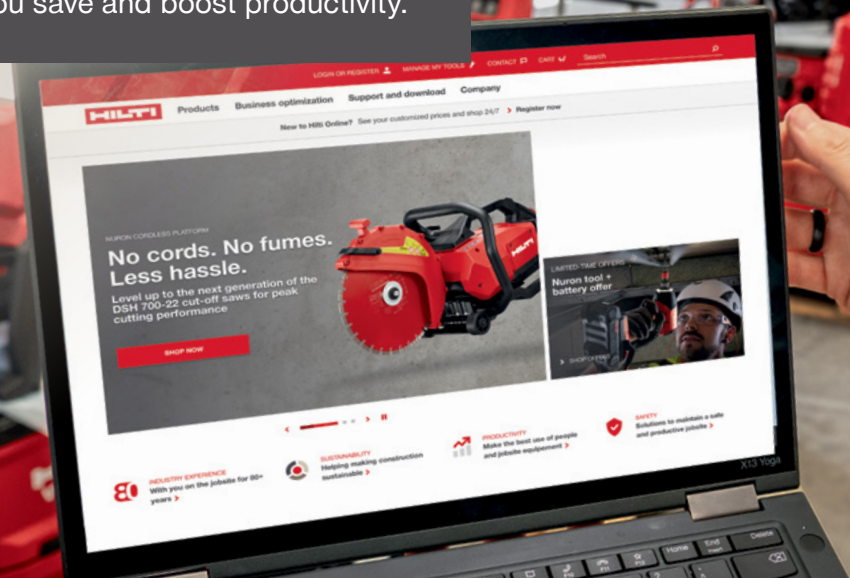
User-friendly interface tailored to your trade.

Centralized Engineering Solutions

Simplify project planning with a dedicated hub for engineering and specifier needs.

VIEW ONLINE PROMOTIONS

Check out exclusive offers designed to help you save and boost productivity.



SECURE CONNECTIONS

in seconds

MT-FL Fast-Lock

Introducing the MT Fast-Lock connection mechanism: faster, simpler, safer connections for the MT Modular Support System. Help reduce installation time and boost productivity with all-in-one connectors and baseplates.

[SHOP NOW](#)

[EXPLORE OUR MT PORTFOLIO](#)



Up to **65%** time savings when compared to using a spring nut.



Cut assembly time up to **50%** compared to the twist lock.

[VISIT OUR DESIGN CENTER](#)



HILTI

Building smarter **TOGETHER**

PCL Construction and Hilti simplify complex builds

When PCL Construction, one of the largest general contractors and developers in North America, took on the New St. Paul's Hospital project — Canada's largest hospital build — they faced the challenge of installing complex overhead medical supports efficiently and effectively. That's where Hilti jumped in to support.

Partnering with PCL, Hilti delivered a game-changing solution: the MT Modular Support System. Designed to replace traditional structural steel, the system allowed for faster, safer, more flexible installations. Prefabricated on the ground and easily assembled like "big-kid Legos," the MT system reduced overhead work and cut labor time for PCL and will help make future hospital renovations easier.

Hilti's impact didn't stop with the product. Through early-stage engineering, advanced BIM modeling, and close collaboration, Hilti's team optimized designs, minimized material waste, and prevented potential challenges well before installation began. For PCL, this approach allowed them to stay on schedule, cut costs, and deliver quality work with confidence.

Together, PCL and Hilti have set a new standard for healthcare construction. The MT system will support hundreds of critical medical devices, helping deliver lifesaving care for decades to come.

DISCOVER MODULAR EFFICIENCY

DRIVE MORE PRODUCTIVITY WITH HILTI

KEY BENEFITS

- Reduced overhead labor
- Lower total installation costs
- Future-ready flexibility

“Safe, efficient, versatile: the MT System changed how we work.”


Chris Parker

SR. PROJECT MANAGER, PCL CONSTRUCTION

“With Hilti, we're aligned on delivering best-in-class, high-performance solutions.”

Zane Gray

SUPERINTENDENT, PCL CONSTRUCTION



WATCH NOW



ZANE GRAY
Superintendent - PCL Construction

Hear more from PCL



HILTI

MORE EFFICIENT JOBSITE MANAGEMENT

New project management features in Fieldwire

Streamline your construction projects and help maximize efficiency with Fieldwire, Hilti's industry-leading jobsite management software.

Collaborate in real-time, track projects and tasks with up-to-date insights, and mitigate risks with comprehensive reporting—all designed with feedback from construction pros like you.



FIELDWIRE

BY **HILTI**

MORE FEATURES WE ADDED IN 2024 TO HELP BOOST YOUR PRODUCTIVITY

Fieldwire's updates keep your team moving:

- **Connect your tech stack** with tools like Power BI, Google Drive, and SharePoint.
- **Save time** with fillable PDFs saved as a template.
- **Streamline workflows** with features like project templates and QR codes.

LEARN MORE ABOUT THESE UPDATES

JUST LAUNCHED:

Budget Management

Maintain profitability on projects with the help of Fieldwire's new financial features.

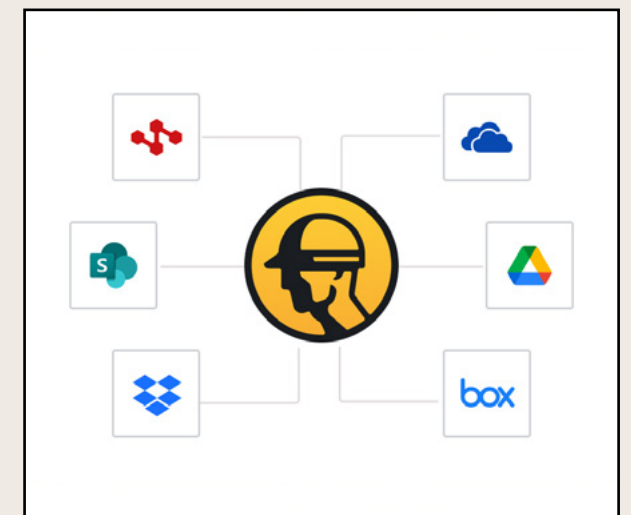
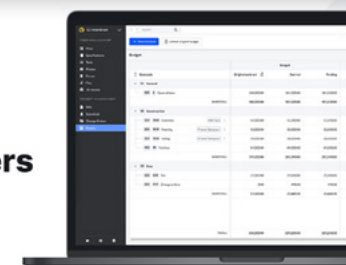
Fieldwire's new budget module empowers you to monitor project budgets with:

- Cost codes and budget importer for uniformity across projects.
- Linked change orders with budget to capture additional costs.

WATCH NOW



Budget & Change Orders



Coming in 2025

Enhancements to the Building Information Modeling (BIM) viewer and expanded app integrations are on the way.



HILTI

SHOP PRODUCTS

from this issue



SHOP WF NOW

**KCCM WF (Wood Form)
Cast-in Anchor**



SHOP MD NOW

**KCCM MD (Metal Deck)
Cast-In Anchor**



COMING SOON

**SCN 60-22 Cordless
Chainsaw**



**DSH 600-22 ATC Gen. 2
Battery Cut-Off Saw**



**DSH 700-22 ATC Gen. 2
Battery Cut-Off Saw**



DD 150-U-22 Nuron Core Rig



VC 150 Dust Extractor



**VC-CB Continuous
Bag Accessory**




VC 5 Vacuum Cleaner




PR 4-22 Rotating Laser




PR 40-22 Rotating Laser



PR 40G-22 Rotating Laser




MT-FL Fast-Lock



ON!Track AI T400 Geo Tag


More INNOVATIVE PRODUCTS



SHOP NOW

Standard Line Chisels

Line of durable chisels with more affordability that supports a wide range of applications for any job.



SHOP NOW

Lineman Auger Bit

Ultimate auger bit for fast, smooth drilling in wood utility poles.



SHOP NOW

NBL 6-22 Cordless Blower

Powerful, emission-free cordless blower with unmatched battery life.



SHOP NOW

LS 15-22 Liquid Sprayer

Nuron-powered 15-liter sprayer with adjustable PSI for silica dust control, formwork release, and easier mobility.



SHOP NOW

**PROFIS Engineering
Smart Design**

Automate anchor design with AI-driven Smart Design in PROFIS Engineering for faster, optimized layouts.





Hilti, Inc.
1-800-879-6000
www.hilti.com

Servicio al Cliente
en español 1-800-879-5000